


**CANTABIL RETAIL INDIA LIMITED**  
**SHAREHOLDING PATTERN AS ON 30/09/2017**

Table - I Summary Statement holding of specified securities

Category (i)	Category of Shareholder (ii)	No of Shareholders (iii)	No. of fully paid Equity Share Held (iv)	No. Of Partly Paid Equity Shares Held (v)	No. Of shares underlying Depository Receipts (vi)	Total Nos. Shares Held (vii) = (iv)+(v)+(vi)	Shareholding as a % of total no of Shares (calculated as per SCRR 1957) (viii) as a % of (A+B+C2)	No of Voting Rights held in each class of securities (ix)			No of shares underlying convertible securities (including warrants) (x)	Shareholding as a % assuming full conversions of convertible securities (as a % of diluted equity capital) (xi)=vi+X as a % of (A+B+C2)	No. of Locked in Shares (xii)		No of Shares pledged or otherwise encumbered (xiii)		No of Equity Shares Held in Dematerialized form (xiv)
								Class X	Class Y	Total			Total as a % of (A+B+C)	No. (a)	As a % of total shares held (b)	No. (e)	
(A)	Promoter & Promoter Group	6	12119189	0	0	12119189	74.2251	12119189	0	74.2251	0	0.0000	0	0.0000	0	0.0000	12119189
(B)	Public	8172	4208419	0	0	4208419	25.7749	4208419	0	25.7749	0	0.0000	350	0.0083	0	0.0000	420797
(C)	Non Promoter - Non Public	0	0	0	0	0	0.0000	0	0	0.0000	0	0.0000	0	0.0000	0	0.0000	0
(C1)	Shares Underlying DRs	0	0	0	0	0	0.0000	0	0	0.0000	0	0.0000	0	0.0000	0	0.0000	0
(C2)	Share Held By Employees Trusts	0	0	0	0	0	0.0000	0	0	0.0000	0	0.0000	0	0.0000	0	0.0000	0
	Total	0	0	0	0	0	100.0000	16327608	0	100.0000	0	0.0000	350	0.0021	0	0.0000	16326986
	<b>Total A+B+C1+C2</b>	<b>8178</b>	<b>16327608</b>	<b>0</b>	<b>0</b>	<b>16327608</b>	<b>100.0000</b>	<b>16327608</b>	<b>0</b>	<b>100.0000</b>	<b>0</b>	<b>0.0000</b>	<b>350</b>	<b>0.0021</b>	<b>0</b>	<b>0.0000</b>	<b>16326986</b>

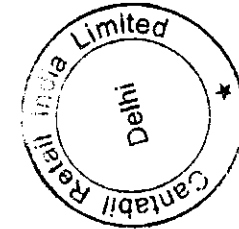


Handwritten signature or initials.

CANTABIL RETAIL INDIA LIMITED  
SHAREHOLDING PATTERN AS ON 30/09/2017

- II Statement showing shareholding pattern of the Promoter and Promer Group

S.No.	Category & Name of the Shareholder (I)	PAN (II)	No of Shareholders (III)	No. of fully paid Equity Share Held (IV)	No. Of Partly Paid Equity Shares Held (V)	No. Of shares underlying Depository Receipts (VI)	Total Nos. Shares Held (VII) = IV+V+VI	Shareholding as a % of total no of Shares (calculated as per SCRR 1957) (VIII) as a % of (A+B+C2)	No of Voting Rights held in each class of securities (IX)			No of shares underlying convertible securities (including warrants) (X)	Shareholding as a % assuming full conversions of convertible securities (as a % of capital) (XI) = VIII+X as a % of (A+B+C2)	No. of Locked in Shares (XII)		No of Shares pledged or otherwise encumbered (XIII)		No of Equity Shares held in Dematerialized form (XIV)
									Class X	Class Y	Total			No. (a)	As a % of total shares held (b)	No. (a)	As a % of total shares held (b)	
(1)	Indian		5	11705804	0	0	11705804	71.6933	0	0	0	0	0	0	0	0	0	11705804
(a)	Individual			2567436	0	0	2567436	15.7245	0	0	0	0	0	0	0	0	0	2567436
	Deepak Bansal	AFXP8640DM		213733	0	0	213733	1.3090	0	0	0	0	0	0	0	0	0	213733
	Megha Bansal	AAIP84917D		2811674	0	0	2811674	17.2204	0	0	0	0	0	0	0	0	0	2811674
	Sushila Bansal	AGQP62143Q		160	0	0	160	0.0010	0	0	0	0	0	0	0	0	0	160
	Swati Gupta	AHJP83075C		6112801	0	0	6112801	37.4384	0	0	0	0	0	0	0	0	0	6112801
	Vijay Bansal		1	413385	0	0	413385	2.5318	0	0	0	0	0	0	0	0	0	413385
(b)	Huf			413385	0	0	413385	2.5318	0	0	0	0	0	0	0	0	0	413385
(c)	Vijay Bansal Huf			0	0	0	0	0.0000	0	0	0	0	0	0	0	0	0	0
(d)	Central Govt /state Govt/ President Of India			0	0	0	0	0.0000	0	0	0	0	0	0	0	0	0	0
(e)	Financial inst./banks			0	0	0	0	0.0000	0	0	0	0	0	0	0	0	0	0
(f)	Any other			0	0	0	0	0.0000	0	0	0	0	0	0	0	0	0	0
(g)	Other - Body Corporate			0	0	0	0	0.0000	0	0	0	0	0	0	0	0	0	0
(h)	Sub - Total			12119189	0	0	12119189	74.2251	0	0	0	0	0	0	0	0	0	12119189
(i)	Foreign			0	0	0	0	0.0000	0	0	0	0	0	0	0	0	0	0
(j)	Individual (nr/ Foreign Individual)			0	0	0	0	0.0000	0	0	0	0	0	0	0	0	0	0
(k)	Government			0	0	0	0	0.0000	0	0	0	0	0	0	0	0	0	0
(l)	Institutions			0	0	0	0	0.0000	0	0	0	0	0	0	0	0	0	0
(m)	Foreign Portfolio Investors			0	0	0	0	0.0000	0	0	0	0	0	0	0	0	0	0
(n)	Any Other			0	0	0	0	0.0000	0	0	0	0	0	0	0	0	0	0
(o)	Sub - Total			6	12119189	0	12119189	74.2251	0	0	0	0	0	0	0	0	0	12119189
(p)	Total Shareholding of Promoter and Promer Group			6	12119189	0	12119189	74.2251	0	0	0	0	0	0	0	0	0	12119189

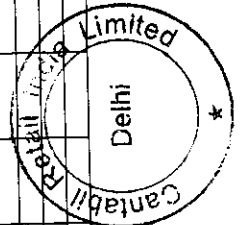


✓

**CANTABIL RETAIL INDIA LIMITED**  
**SHAREHOLDING PATTERN AS ON 30/09/2017**

Table - III Statement showing shareholding pattern of the Public shareholding

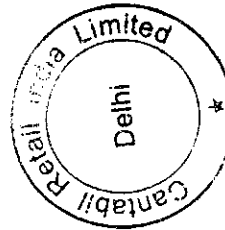
S.No.	Category & Name of the Shareholder (I)	PAN (II)	No of Shareholders (III)	No. of fully paid Equity Share Held (IV)	No. of Partly Paid Equity Shares Held (V)	No. of shares underlying Depository Receipts (VI)	Total Nos. Shares Held (VII) = IV+V+VI	Shareholding as a % of total no of Shares (calculated as per SCRR 1957) (VIII) as a % of (A+B+C2)	No of Voting Rights held in each class of securities (IX)			No of shares underlying convertible securities (including warrants) (X)	Shareholding as a % assuming full conversions of convertible securities (as a % of diluted equity capital) (XI)=VII+X as a % of (A+B+C2)	No. of Locked in Shares (XII)		No of Shares pledged or otherwise encumbered (XIII)		No of Equity Shares Held in Dematerialized form (XIV)	
									Class X	Class Y	Total			Total as a % of (A+B+C)	No. (a)	As a % of total shares held (b)	No. (a)		As a % of total shares held (b)
(1)	Institutions		0	0	0	0	0	0.0000	0	0	0	0	0	0	0	0	0	0	
(a)	Mutual Funds		0	0	0	0	0	0.0000	0	0	0	0	0	0	0	0	0	0	
(b)	Venture Capital Funds		0	0	0	0	0	0.0000	0	0	0	0	0	0	0	0	0	0	
(c)	Alternate Investment Funds		0	0	0	0	0	0.0000	0	0	0	0	0	0	0	0	0	0	
(d)	Foreign Venture Capital Investors		0	0	0	0	0	0.0000	0	0	0	0	0	0	0	0	0	0	
(e)	Foreign Portfolio Investors		1	10827	0	0	10827	0.0663	10827	0	10827	0.0663	0	0.0000	0	0	0	0	10827
(f)	Financial Inst./banks		0	0	0	0	0	0.0000	0	0	0	0	0	0	0	0	0	0	
(g)	Insurance Companies		0	0	0	0	0	0.0000	0	0	0	0	0	0	0	0	0	0	
(h)	Provident Funds/ Pension Fund		0	0	0	0	0	0.0000	0	0	0	0	0	0	0	0	0	0	
(i)	Any other		1	10827	0	0	10827	0.0663	10827	0	10827	0.0663	0	0.0000	0	0	0	0	10827
(2)	Sub-total (B)(1)		0	0	0	0	0	0.0000	0	0	0	0	0	0	0	0	0	0	
	Central Govt./state Govt./ President Of India		0	0	0	0	0	0.0000	0	0	0	0	0	0	0	0	0	0	
	Sub-total (B)(2)		0	0	0	0	0	0.0000	0	0	0	0	0	0	0	0	0	0	
(3)	Non-institutions		7568	1644289	0	0	1644289	10.0706	1644289	0	1644289	10.0706	0	0.0000	0	0	0	0	1643667
(a)	(i) Individual-Holding Norm. Val. upto Rs.2 lakhs		11	805261	0	0	805261	4.9319	805261	0	805261	4.9319	0	0.0000	0	0	0	0	805261
(b)	(ii) Individual-Holding Norm. Val. greater than Rs.2 lakhs		0	0	0	0	0	0.0000	0	0	0	0.0000	0	0.0000	0	0	0	0	0
(c)	Nbfc Registered With Rbi		0	0	0	0	0	0.0000	0	0	0	0.0000	0	0.0000	0	0	0	0	0
(d)	Employees Trust		0	0	0	0	0	0.0000	0	0	0	0.0000	0	0.0000	0	0	0	0	0
(e)	Overseas Depository Holding DRs		0	0	0	0	0	0.0000	0	0	0	0.0000	0	0.0000	0	0	0	0	0
(f)	Any Other		155	1474215	0	0	1474215	9.0290	1474215	0	1474215	9.0290	0	0.0000	0	0	350	0.0237	1474215
(g)	Other - Body Corp		225000	225000	0	0	225000	1.3780	225000	0	225000	1.3780	0	0.0000	0	0	0	0.0000	225000
(h)	Decent Financial Services Pvt Ltd	AAACD2899P	0	217000	0	0	217000	1.3290	217000	0	217000	1.3290	0	0.0000	0	0	0	0.0000	217000
(i)	Nishu Finance Private Limited	AAACN3613M	0	400000	0	0	400000	2.4498	400000	0	400000	2.4498	0	0.0000	0	0	0	0.0000	400000
(j)	Seminary Tie Up Pvt Ltd	AAECS0516I	1	401	0	0	401	0.0025	401	0	401	0.0025	0	0.0000	0	0	0	0.0000	401
(k)	Other - Trusts		20	11835	0	0	11835	0.0725	11835	0	11835	0.0725	0	0.0000	0	0	0	0.0000	11835
(l)	Other - Clearing Member		26	5049	0	0	5049	0.0309	5049	0	5049	0.0309	0	0.0000	0	0	0	0.0000	5049
(m)	Other - N R I - NON - REPATRIABLE		44	33061	0	0	33061	0.2025	33061	0	33061	0.2025	0	0.0000	0	0	0	0.0000	33061
(n)	Other - N R I - REPATRIABLE		346	223481	0	0	223481	1.3687	223481	0	223481	1.3687	0	0.0000	0	0	0	0.0000	223481
(o)	Other - Individual HUF		8171	4197592	0	0	4197592	25.7086	4197592	0	4197592	25.7086	0	0.0000	0	0	350	0.0083	4196970
(p)	Sub-total (B)(3)		8172	4208419	0	0	4208419	25.7749	4208419	0	4208419	25.7749	0	0.0000	0	0	350	0.0083	4207797
(q)	Total Public Shareholding																		



**CANTABIL RETAIL INDIA LIMITED**  
**SHAREHOLDING PATTERN AS ON 30/09/2017**

Table -IV Statement showing shareholding pattern of the Non Promter - Non Public shareholder

S.No.	Category & Name of the Shareholder (I)	PAN (II)	No of Shareholders (III)	No. of fully paid Equity Share Held (IV)	No. Of Partly Paid Equity Shares Held (V)	No. Of shares underlying Depository Receipts (VI)	Total Nos. Shares Held (VII) = IV+V+VI	Shareholding % as of total no of Shares (VIII) as a % of (A+B+C2)	No of Voting Rights held in each class of securities (IX)			Shareholding as a % assuming full conversions of convertible securities (as a % of diluted equity capital) (XI)=VII+X as a % of (A+B+C2)	No. of Locked in Shares (XII)		No of Shares pledged or otherwise encumbered (XIII)		No of Equity Shares Held in Dematerialized form (XIV)	
									Class X	Class Y	Total		Total as a % of (A+B+C)	No. (a)	As a % of total shares held (b)	No. (a)		As a % of total shares held (b)
1)	Custodian/DR Holder																	
a)	Names																	
2)	Employees Benefit Trust (under SEBI Based employees benefit ) Regulation 2014																	
a)	Names																	
	Total Non-Promoter Non Public shareholding C = C1+C2																	



/s/